

RECOMMENDED PCB LAYOUT
COMPONENT SIDE

NOTES:

- MATERIAL:
 - 1-1 HOUSING:HIGH TEMP THERMOPLASTIC,UL94V-0.
 - 1-2 SHIELD:HIGH TEMP THERMOPLASTIC,UL94V-0.
 - 1-3 CONTACT:COPPER ALLOY
- REFLOW SOLDER CAPABLE TO 260°C PER ACES SPEC.
- SPEC. PLS. REFER TO PS-52910-XXXXX
- PACKAGE PLS. REFER TO 52910-XXXXX-TRAY
- PART NUMBER

52910-X XXX X X X-X X X

POWER (LEFT) ————

0=0P
1=1P
2=2P
|
9=9P
A=10P
F=15P

SIGNAL No.
004=4PINS
008=8PINS
024=24PINS
100=100PINS

PACKING
2:TRAY

CUSTOMIZED OR SPECIAL

NUMBER	TAIL LENGTH DIM. A±0.25	PCB THK. DIM. B±0.10
1	2.90	1.57
2	3.60	2.36
3	4.50	3.18

DIRECTION & TAIL OPTION

1=RB
2=RP
3=RS
4=SB
5=SP

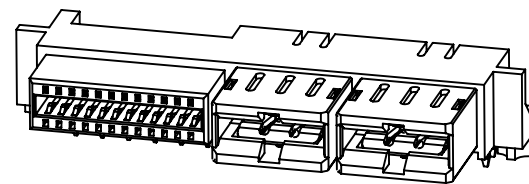
WIDTH	PCB RETENTION
R STANDARD	B BOARD LOCK
S SHORT	P POST
	S SCREW

DIRECTION & TAIL OPTION

1=RT
2=RP
3=VT
4=VP

DIRECTION	TAIL OPTION
R RIGHT ANGLE	T THROUGH HOLE
V VERTICAL	P PRESS FIT

POWER CONTACT PLATING
P:3u" Au WITH 27u" PdNi



一般公差 TOLERANCES X ±0.5 XX ±0.15 X ±0.25 XXX ±0.1 ANGLES ±2°		宏致電子股份有限公司 Aces Electronic Co.,Ltd.	
檢驗尺寸標示 SYMBOLS ⊕ ⊗ INDICATE CLASSIFICATION DIMENSION ⊕ MARK IS CRITICAL DIM. ⊗ MARK IS MAJOR DIM.	品名 (TITLE) ADVANCE POWER CARD EDGE CONN. H=7.5mm 圖號 (DWG.NO) 52910-XXXXXXX-XXX	製圖 (DR) *12/05/14 MARK 審核 (CHKD) SIMON WU 核准 (APPD) NICK	張數 (SHEET) 1 OF 2 單位 (UNITS) mm 比例 (SCALE) 1:1
表面處理 (FINISH)		張數 (SHEET) 1 OF 2 單位 (UNITS) mm 比例 (SCALE) 1:1	尺寸 (SIZE) A4 版次 (REV) A

A B C D E F

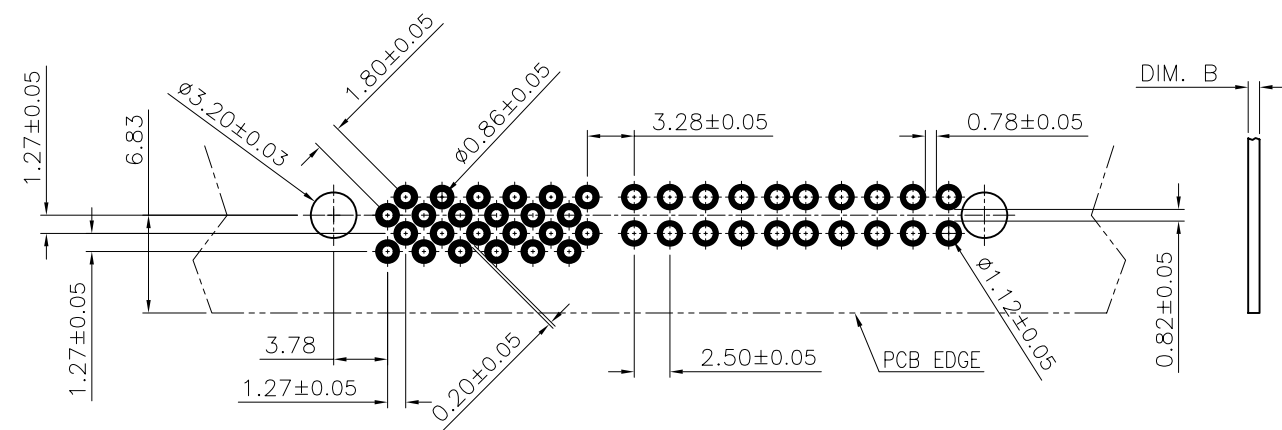
1

2

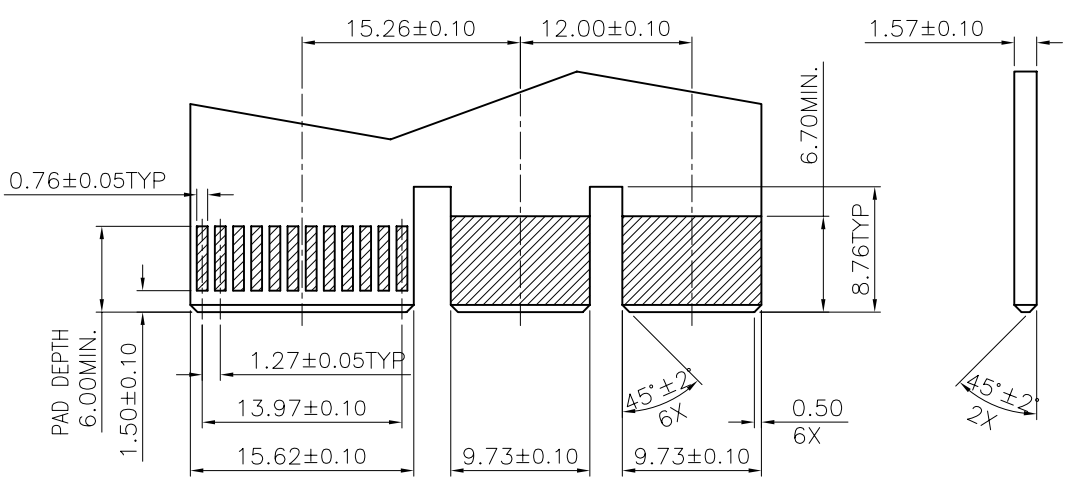
3

4

5



RECOMMENDED PCB LAYOUT
COMPONENT SIDE
SCALE 2:1



RECOMMENDED
CARD EDGE LAYOUT
SCALE 2:1

一般公差 TOLERANCES X ±0.15 XX ±0.05 X ±0.10 XXX ±0.02 ANGLES ±1°		宏致電子股份有限公司 Aces Electronic Co.,Ltd.		
檢驗尺寸標示 SYMBOLS INDICATE CLASSIFICATION DIMENSION MARK IS CRITICAL DIM. MARK IS MAJOR DIM.		品名 (TITLE) ADVANCE POWER CARD EDGE CONN. H=7.5mm 圖號 (DWG.NO) 52910-XXXXXXX-XXX	製圖 (DR) *12/05/14 MARK 審核 (CHKD) SIMON WU 核准 (APPD) NICK	
表面處理 (FINISH)	比例 (SCALE) 1:1	單位 (UNITS) mm	張數 (SHEET) 2 OF 2	
			SIZE A4	REV A

A B C D E F